

Janet T. Mills
Governor

Sara Gagné-Holmes
Acting Commissioner



Maine Department of Health and Human Services
Maine Center for Disease Control and Prevention
11 State House Station
286 Water Street
Augusta, Maine 04333-0011
Tel; (207) 287-8016; Fax (207) 287-2887
TTY: Dial 711 (Maine Relay)

Maine Immunization Program
Tel. (207) 287-3746
Fax (207) 287-8127

2023 Child Care Facility Immunization Rate Assessment Report

The Maine Immunization Program conducts an annual immunization assessment of licensed State of Maine Child Care Facilities. Rules pursuant to 10-148 Chapter 32, Section XVII: Health/Medical require that each facility have on file, within thirty (30) days of the child's first admission to the facility, and updated annually thereafter, a Certificate of Immunization which clearly illustrates each child's present immunization status. Dates of immunization (month/day/year) and vaccine type shall be on file for each of the following vaccine-preventable disease:

- Measles
- Mumps
- Rubella
- Diphtheria
- Pertussis
- Polio
- Tetanus
- Haemophilus influenzae Type b
- Varicella
- Hepatitis A
- Hepatitis B
- Pneumococcal conjugate

No child shall be required under this rule to have any such immunization if the child's physician submits documentation that immunization against one or more of the diseases is medically inadvisable. A written statement must be included in the record of any child for whom such an exemption is being claimed.

The 2023 Child Care Facility Immunization Survey was conducted online from October to December of 2023 on all facilities having children enrolled who are 2 years of age or more, but not yet attending kindergarten. The vaccination data reported by all facilities was analyzed and a summary table generated for all results (Table 1) by vaccine type and State of Maine County.

Immunization is the most effective and efficient way to ensure that children and their family members, particularly those who are immunocompromised, are protected against these vaccine preventable diseases. This is perhaps one of the most important reasons why it would be advantageous for facilities to meet all requirements of the Child Care Facility Immunization law and to help reach the goal of the Maine Immunization Program to bring the State vaccine coverage rate for each of these vaccines to 100%.

Table 1: 2023 Immunization and Exemption Rates by County

Childcare Facility Immunization Coverage Levels with Individual Vaccines - State and Counties, 2023

Counties	# of Kids	DTaP	Polio	HepB	Hib	PCV	MMR	VAR	HepA
STATE	12,468	97.5%	97.9%	97.2%	95.9%	95.5%	96.8%	96.1%	95.1%
STATE Medical Exemptions	12,468	0.3%	0.3%	0.2%	0.3%	0.2%	0.3%	0.3%	0.4%
Androscoggin	1,282	94.6%	94.1%	93.7%	92.7%	91.3%	93.6%	90.4%	89.5%
Aroostook	477	98.3%	99.6%	99.6%	98.1%	97.7%	99.2%	99.6%	97.7%
Cumberland	3589	97.5%	98.5%	97.9%	93.9%	93.4%	96.2%	95.6%	96.0%
Franklin	58	100.0%	100.0%	100.0%	100.0%	100.0%	100.0%	100.0%	100.0%
Hancock	290	91.4%	91.0%	91.7%	88.6%	91.0%	89.3%	89.0%	85.2%
Kennebec	1675	99.4%	99.6%	98.5%	99.2%	98.4%	97.9%	97.8%	96.6%
Knox	468	97.9%	97.4%	96.6%	97.6%	97.6%	95.5%	95.3%	94.9%
Lincoln	244	95.5%	95.5%	95.5%	95.5%	95.1%	95.5%	95.5%	95.5%
Oxford	673	98.2%	97.8%	98.2%	98.1%	97.6%	98.2%	97.9%	96.7%
Penobscot	1135	98.0%	98.4%	98.1%	98.1%	97.5%	98.1%	97.4%	96.7%
Piscataquis	58	100.0%	100.0%	100.0%	84.5%	100.0%	94.8%	94.8%	94.8%
Sagadahoc	340	99.4%	99.7%	99.4%	100.0%	99.4%	99.7%	99.7%	98.8%
Somerset	290	99.7%	99.7%	99.7%	99.7%	99.7%	100.0%	100.0%	100.0%
Waldo	427	98.8%	98.4%	96.5%	98.1%	97.0%	99.5%	98.6%	94.4%
Washington	148	98.6%	100.0%	98.6%	91.2%	98.6%	99.3%	98.6%	96.6%
York	1105	96.2%	97.1%	94.3%	95.4%	94.7%	97.0%	96.4%	93.0%

Figure 1: 2023 Child Care Immunization Rates by State of Maine County

Childcare Facility Immunization Coverage Levels with Individual Vaccines - by County, 2023

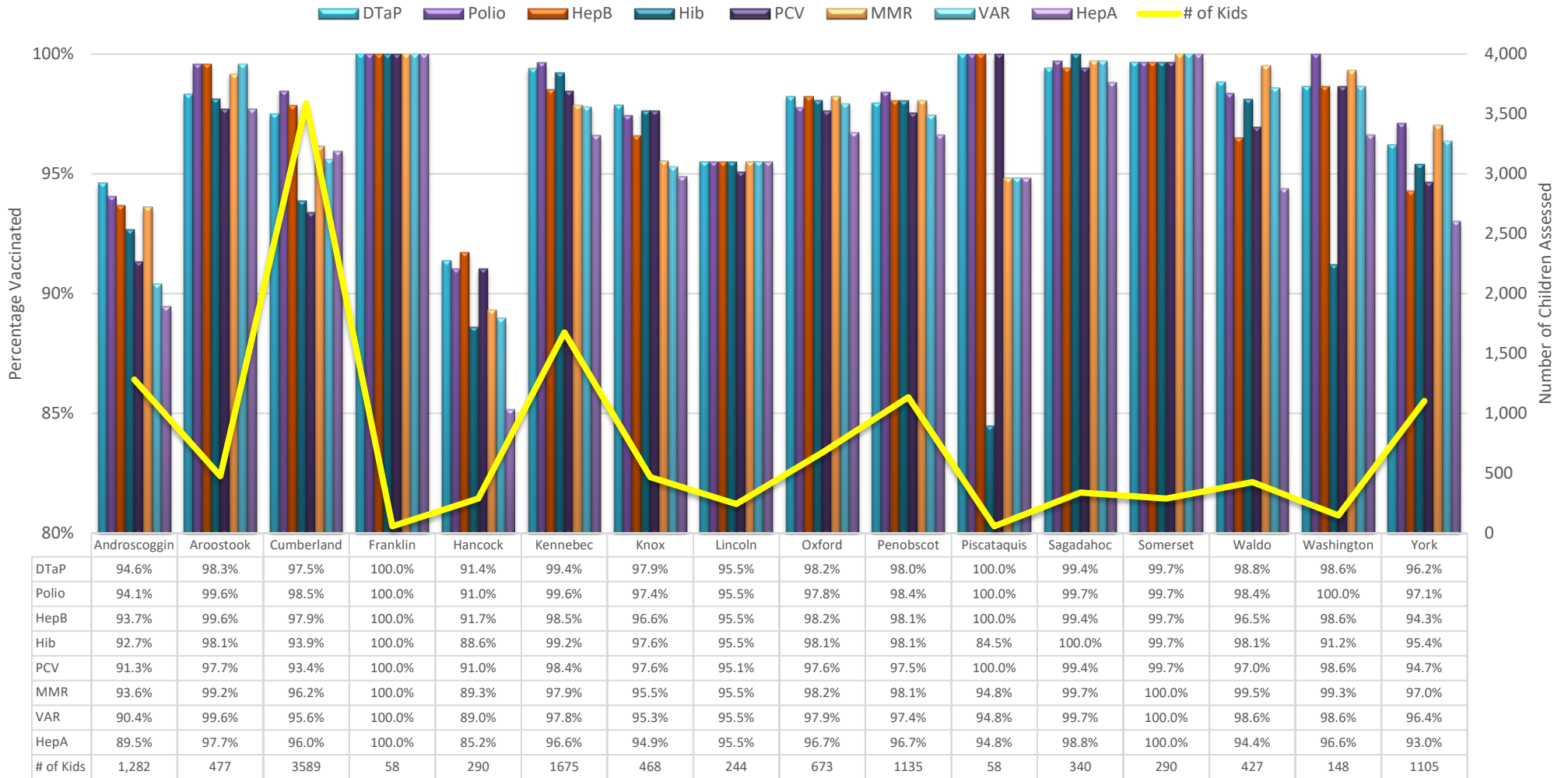


Figure 2: 2023 Child Care Immunization Rates for Androscoggin County

Childcare Facility Immunization Coverage Levels with Individual Vaccines - Androscoggin County, 2023

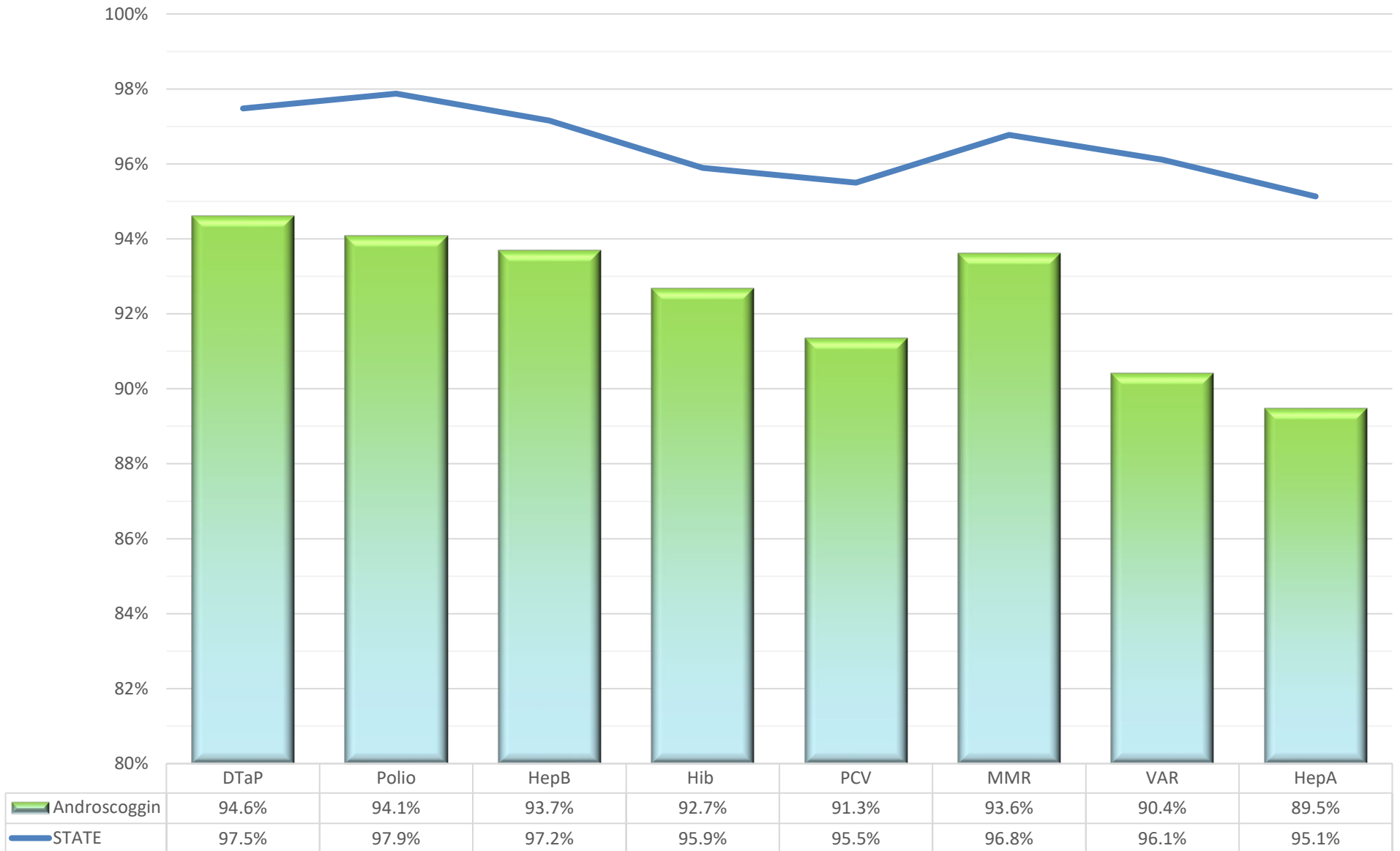


Figure 3: 2023 Child Care Immunization Rates for Aroostook County

Childcare Facility Immunization Coverage Levels with Individual Vaccines - Aroostook County, 2023

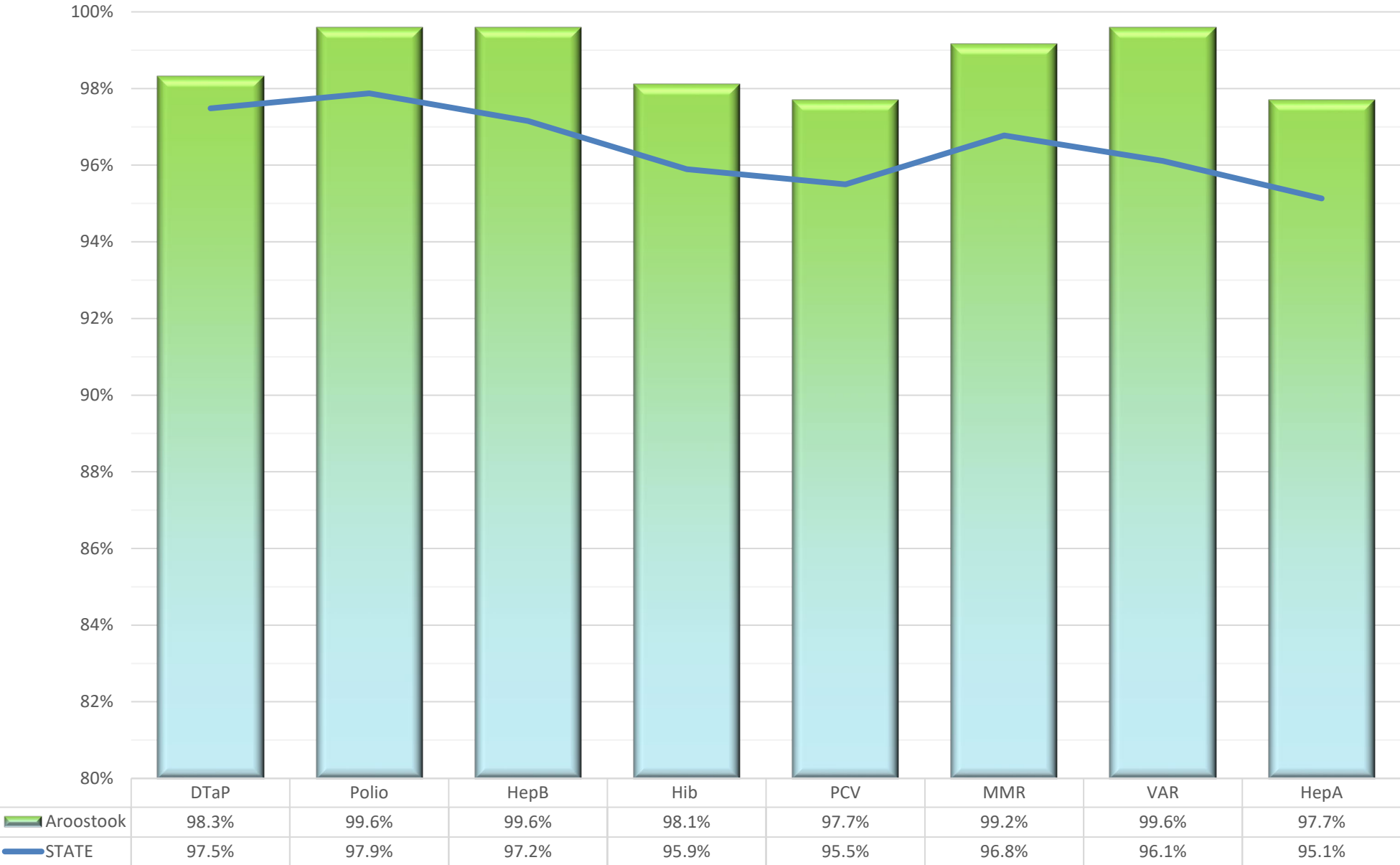


Figure 4: 2023 Child Care Immunization Rates for Cumberland County

Childcare Facility Immunization Coverage Levels with Individual Vaccines - Cumberland County, 2023

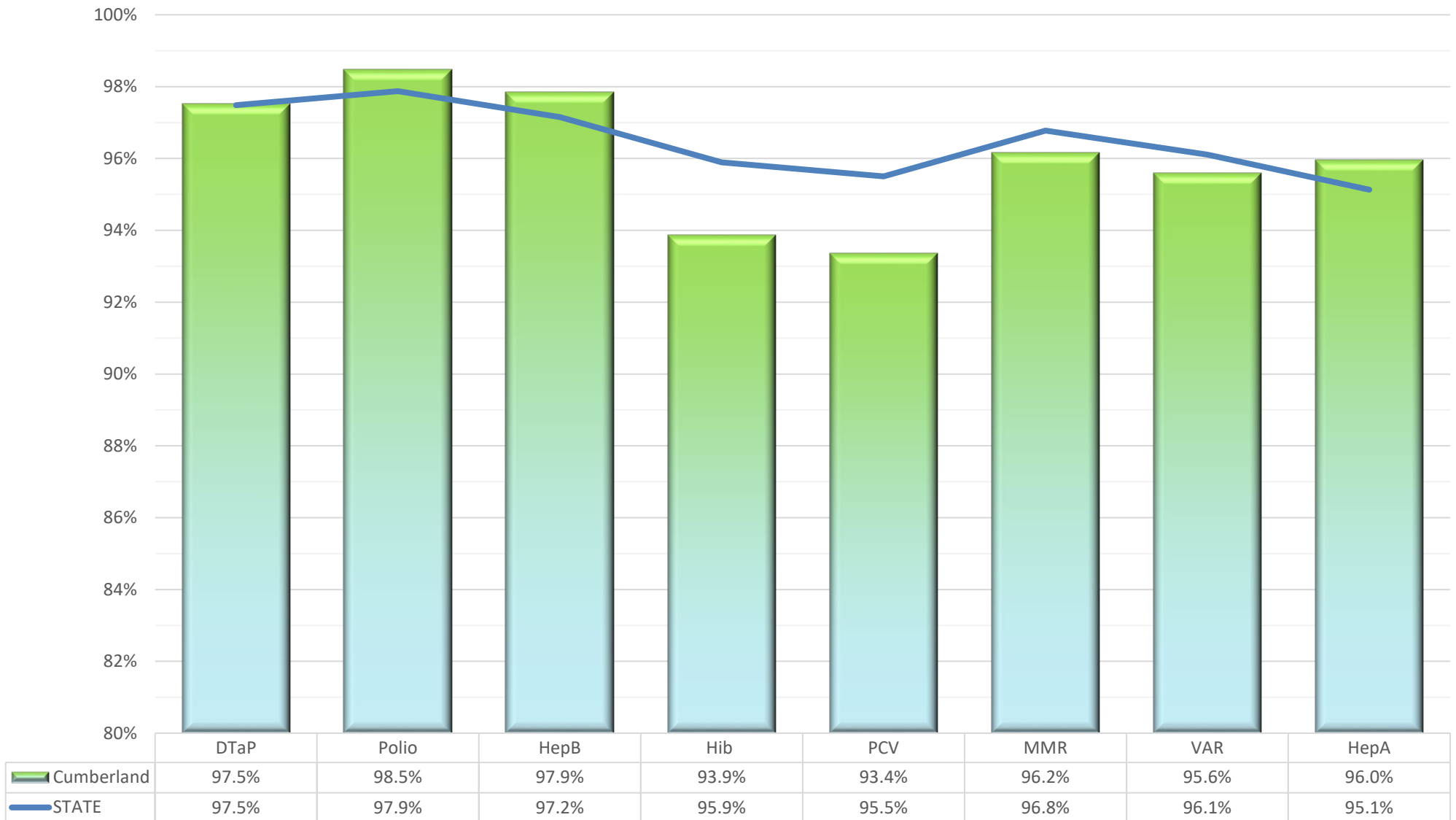


Figure 5: 2023 Child Care Immunization Rates for Franklin County

Childcare Facility Immunization Coverage Levels with Individual Vaccines - Franklin County, 2023

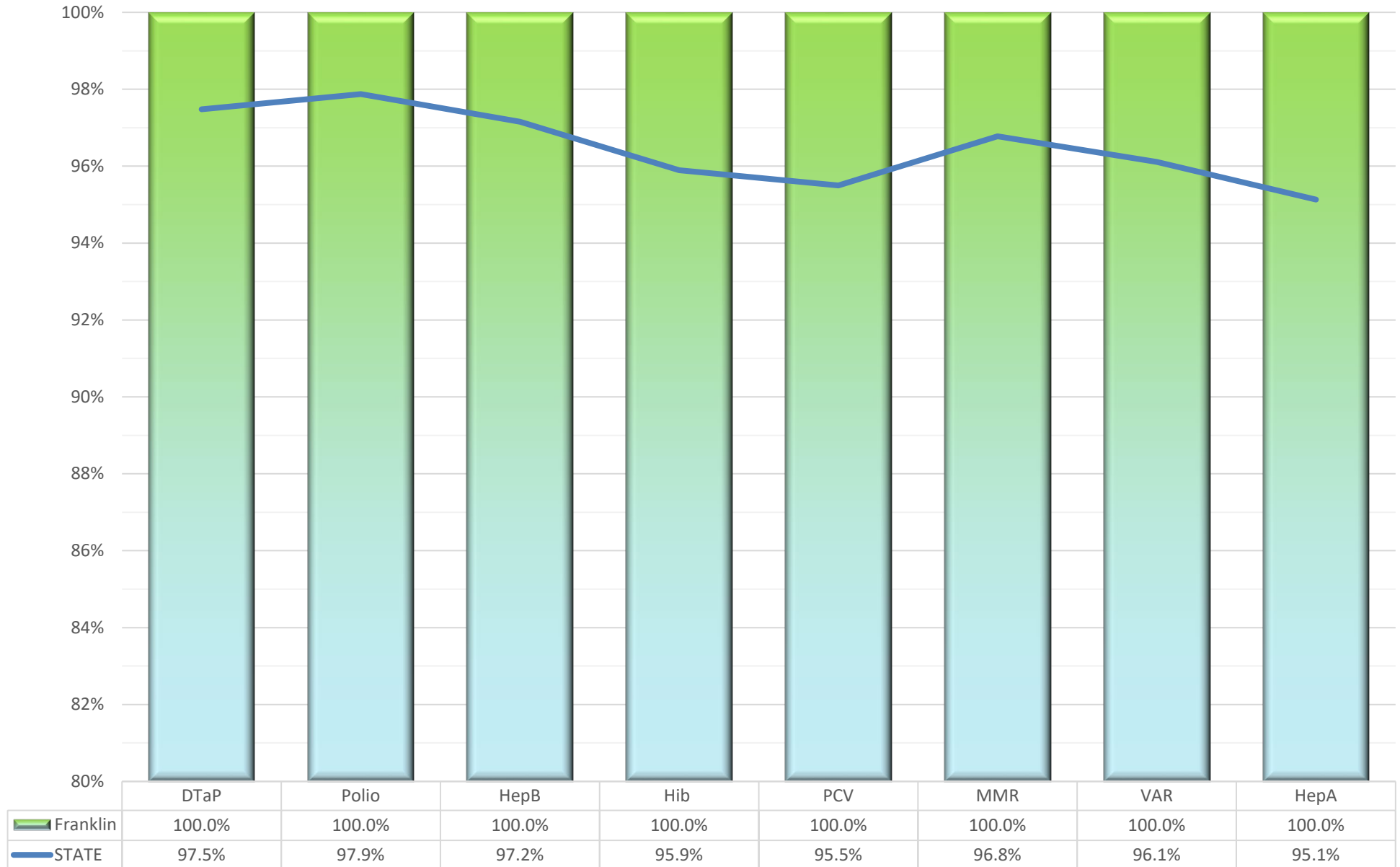


Figure 6: 2023 Child Care Immunization Rates for Hancock County

Childcare Facility Immunization Coverage Levels with Individual Vaccines - Hancock County, 2023

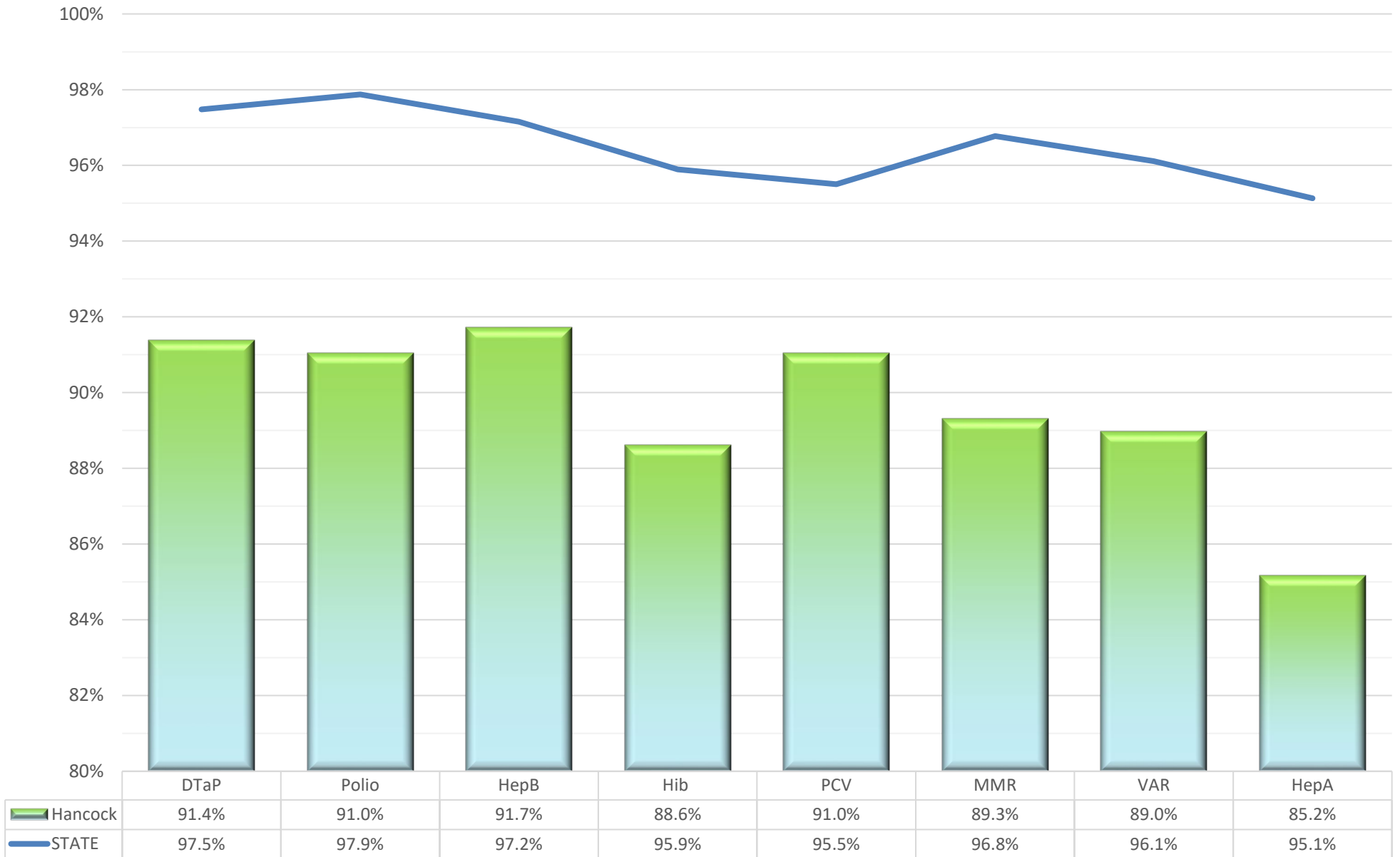


Figure 7: 2023 Child Care Immunization Rates for Kennebec County

Childcare Facility Immunization Coverage Levels with Individual Vaccines - Kennebec County, 2023

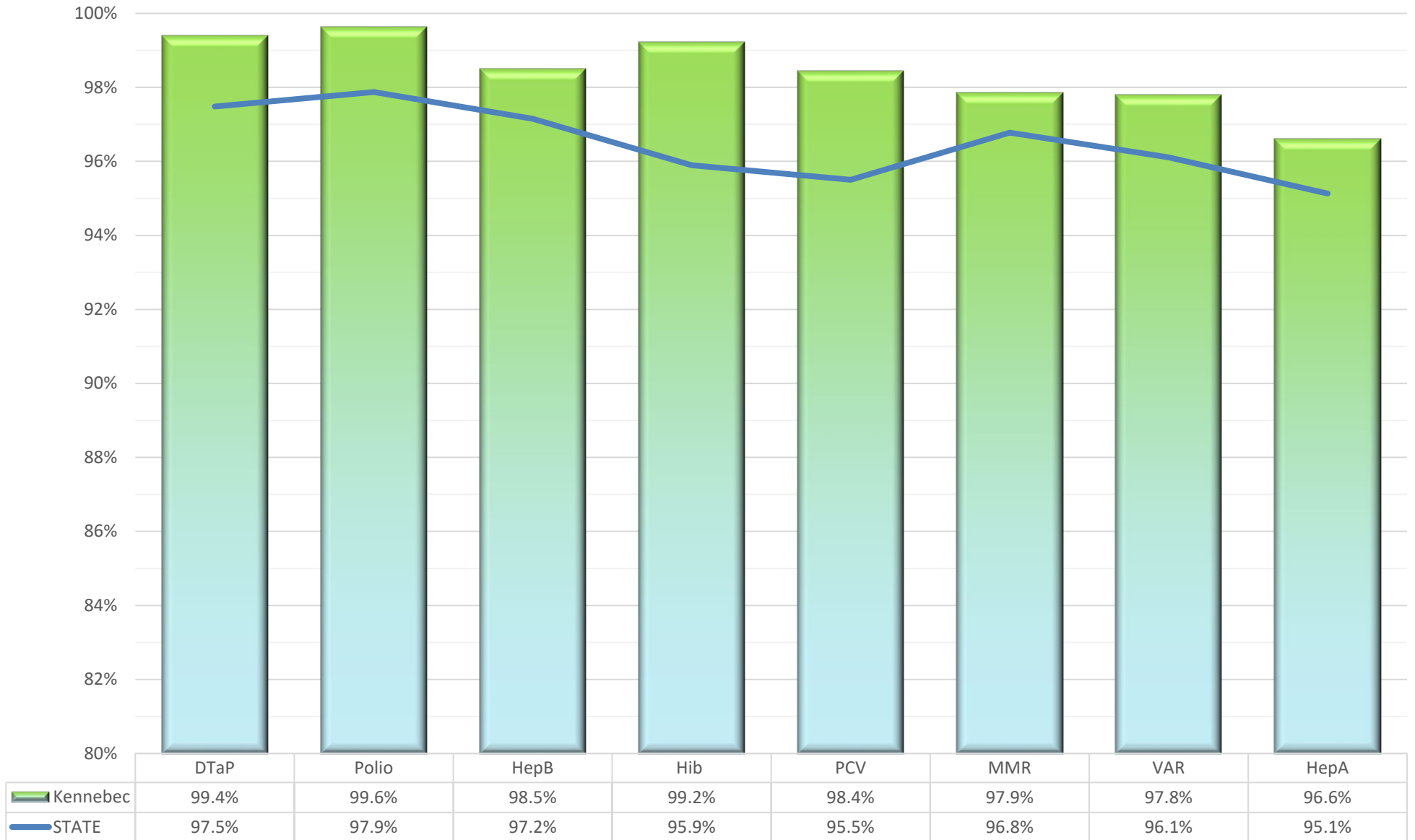


Figure 8: 2023 Child Care Immunization Rates for Knox County

Childcare Facility Immunization Coverage Levels with Individual Vaccines - Knox County, 2023

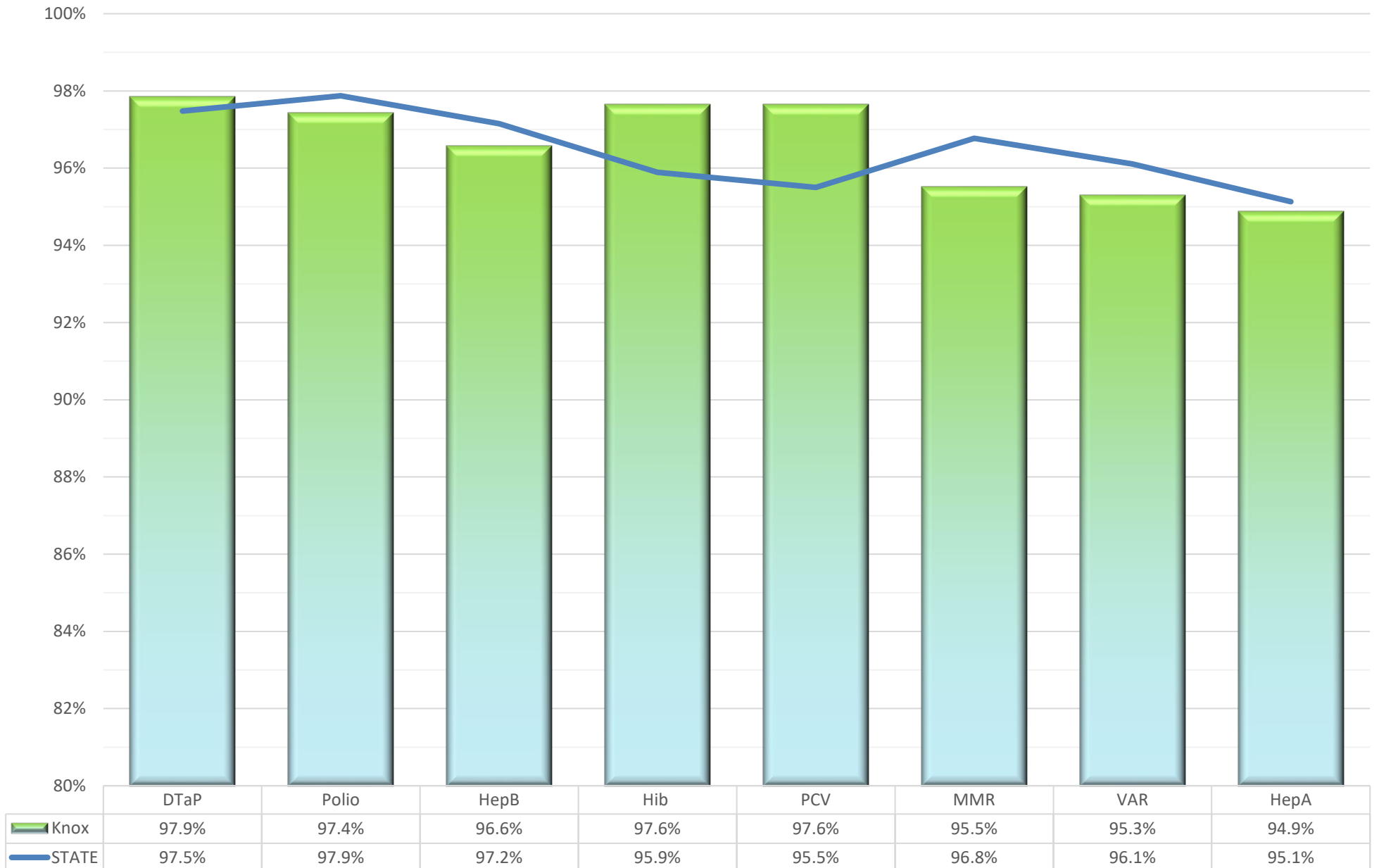


Figure 9: 2023 Child Care Immunization Rates for Lincoln County

Childcare Facility Immunization Coverage Levels with Individual Vaccines - Lincoln County, 2023

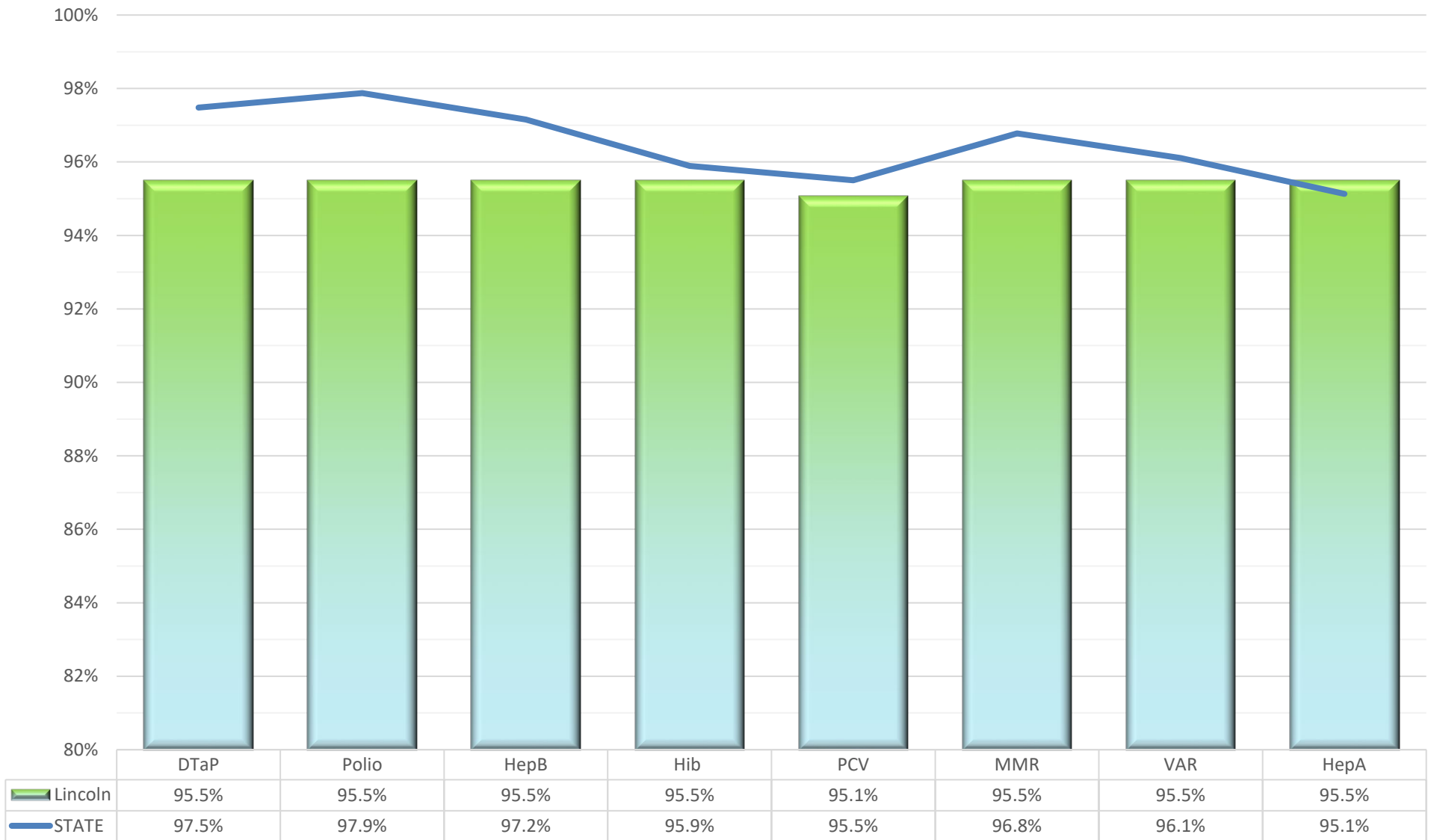


Figure 10: 2023 Child Care Immunization Rates for Oxford County

Childcare Facility Immunization Coverage Levels with Individual Vaccines - Oxford County, 2023

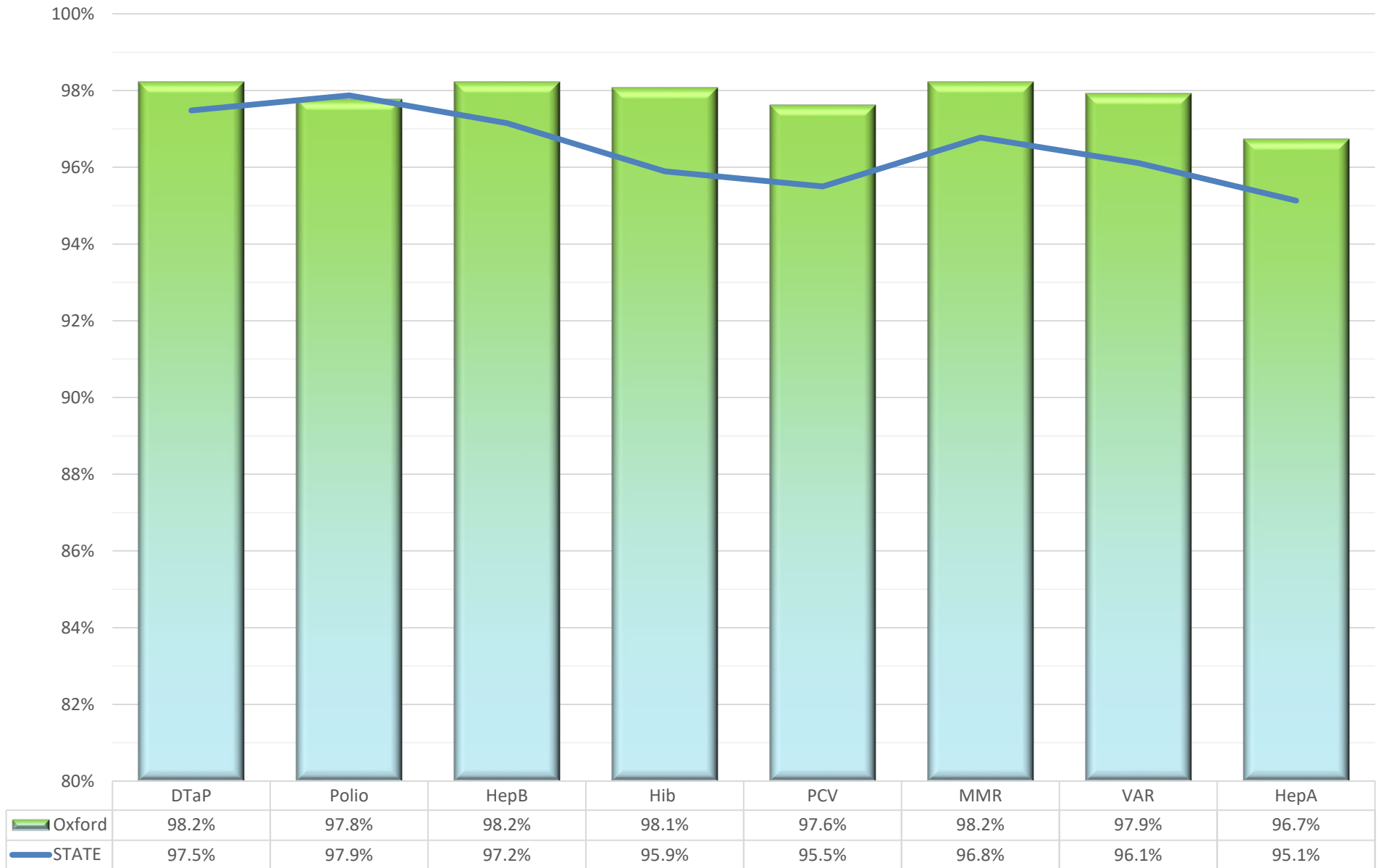


Figure 11: 2023 Child Care Immunization Rates for Penobscot County

Childcare Facility Immunization Coverage Levels with Individual Vaccines - Penobscot County, 2023

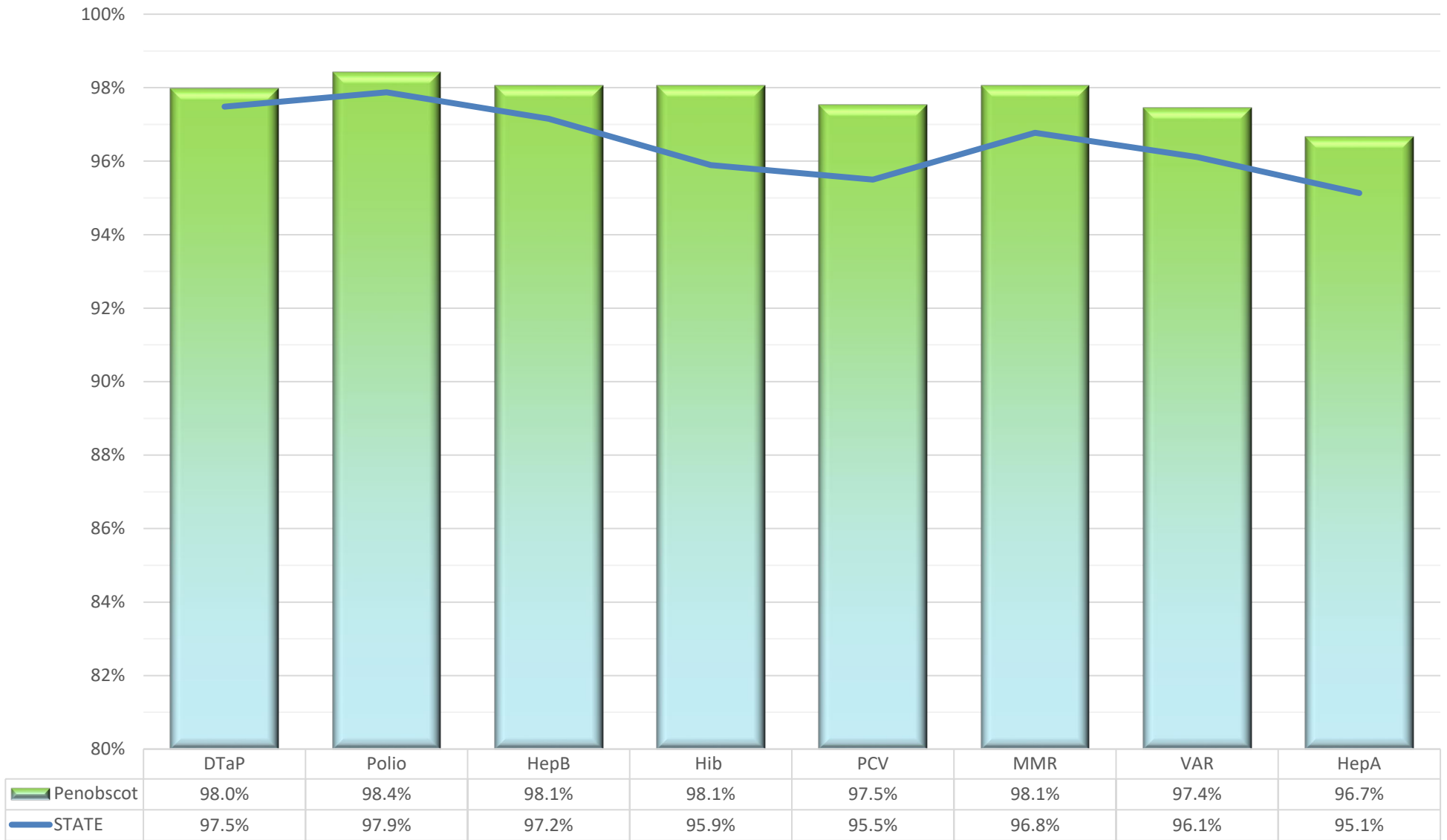


Figure 12: 2023 Child Care Immunization Rates for Piscataquis County

Childcare Facility Immunization Coverage Levels with Individual Vaccines - Piscataquis County, 2023

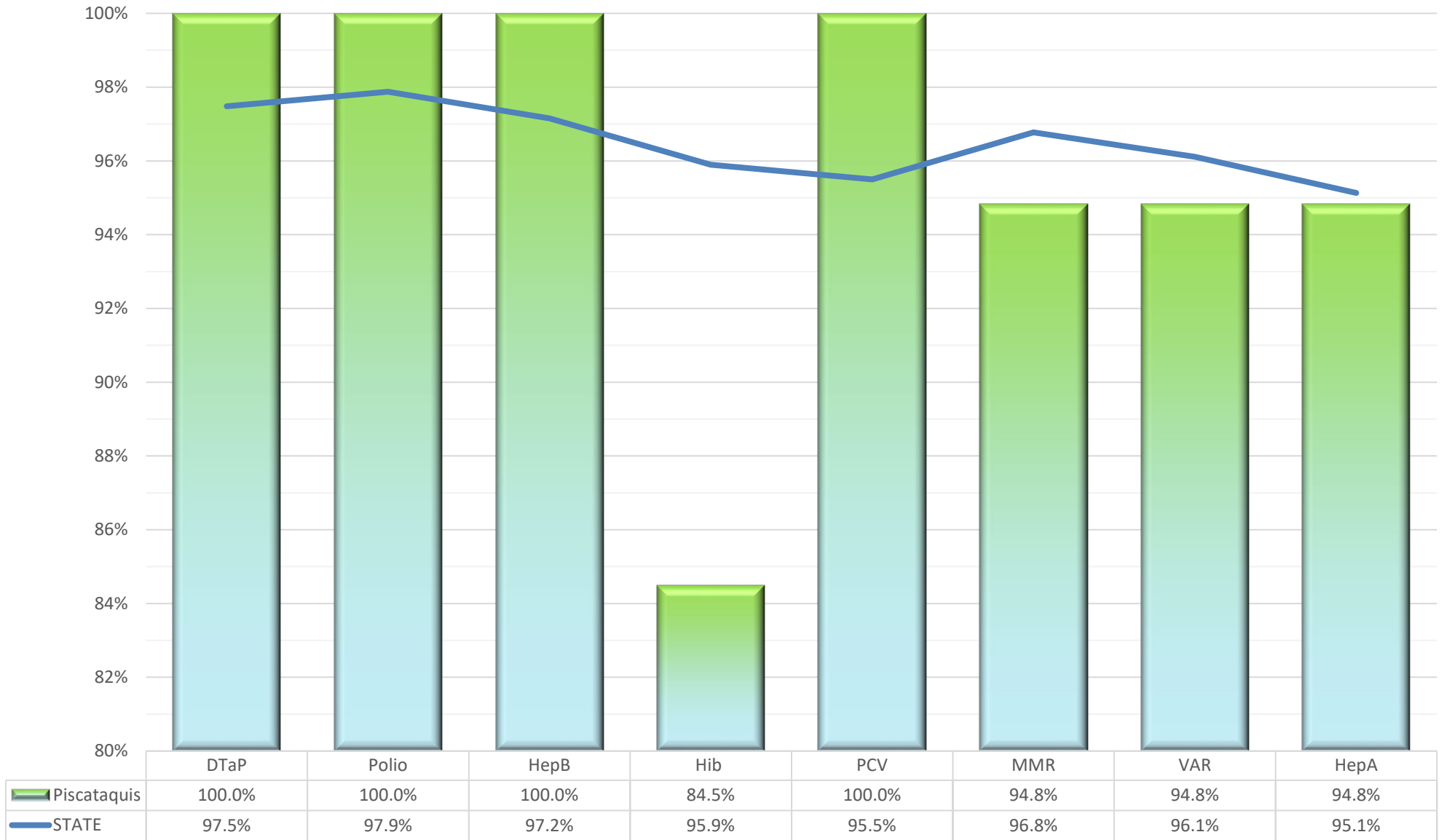


Figure 13: 2023 Child Care Immunization Rates for Sagadahoc County

Childcare Facility Immunization Coverage Levels with Individual Vaccines - Sagadahoc County, 2023

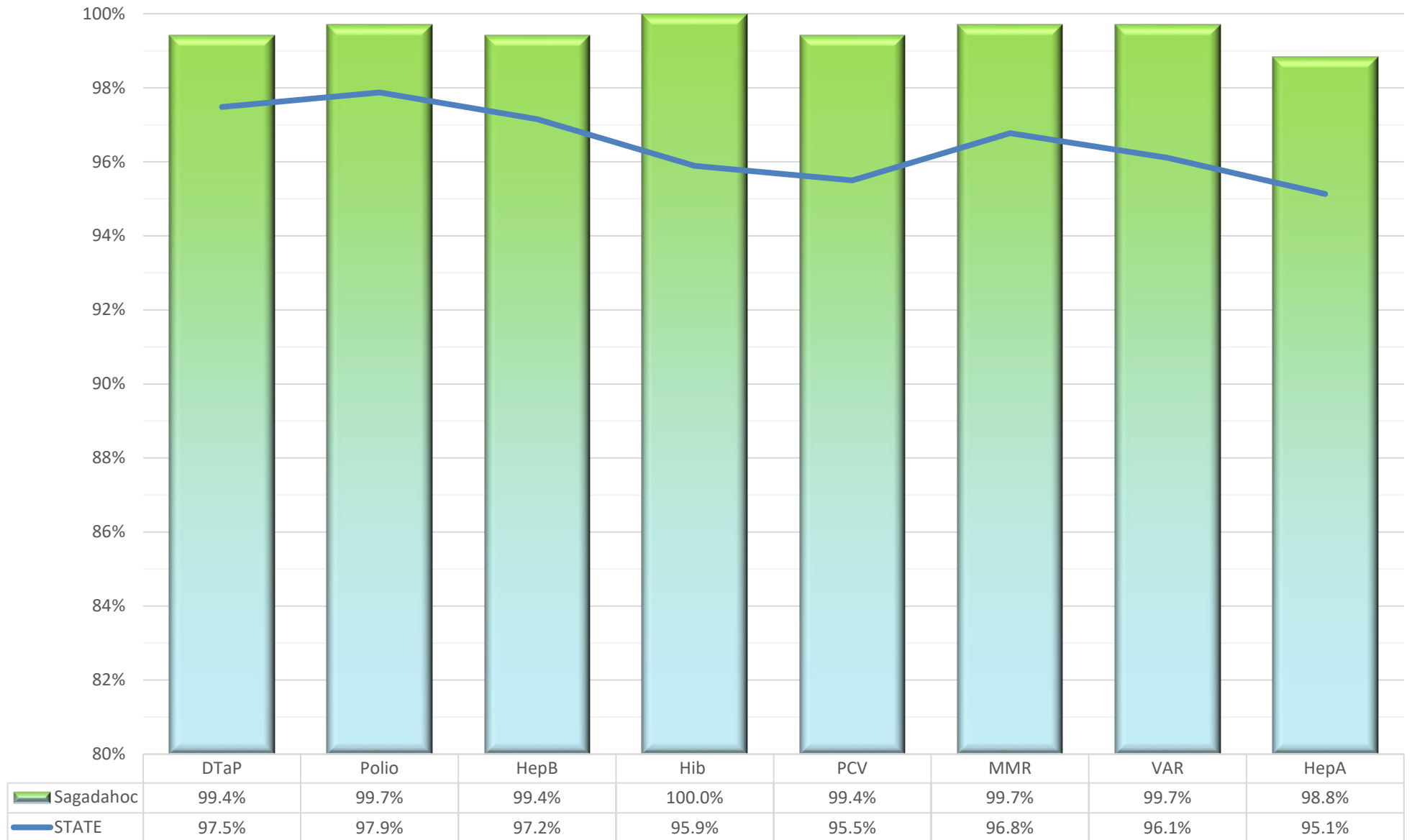


Figure 14: 2023 Child Care Immunization Rates for Somerset County

Childcare Facility Immunization Coverage Levels with Individual Vaccines - Somerset County, 2023

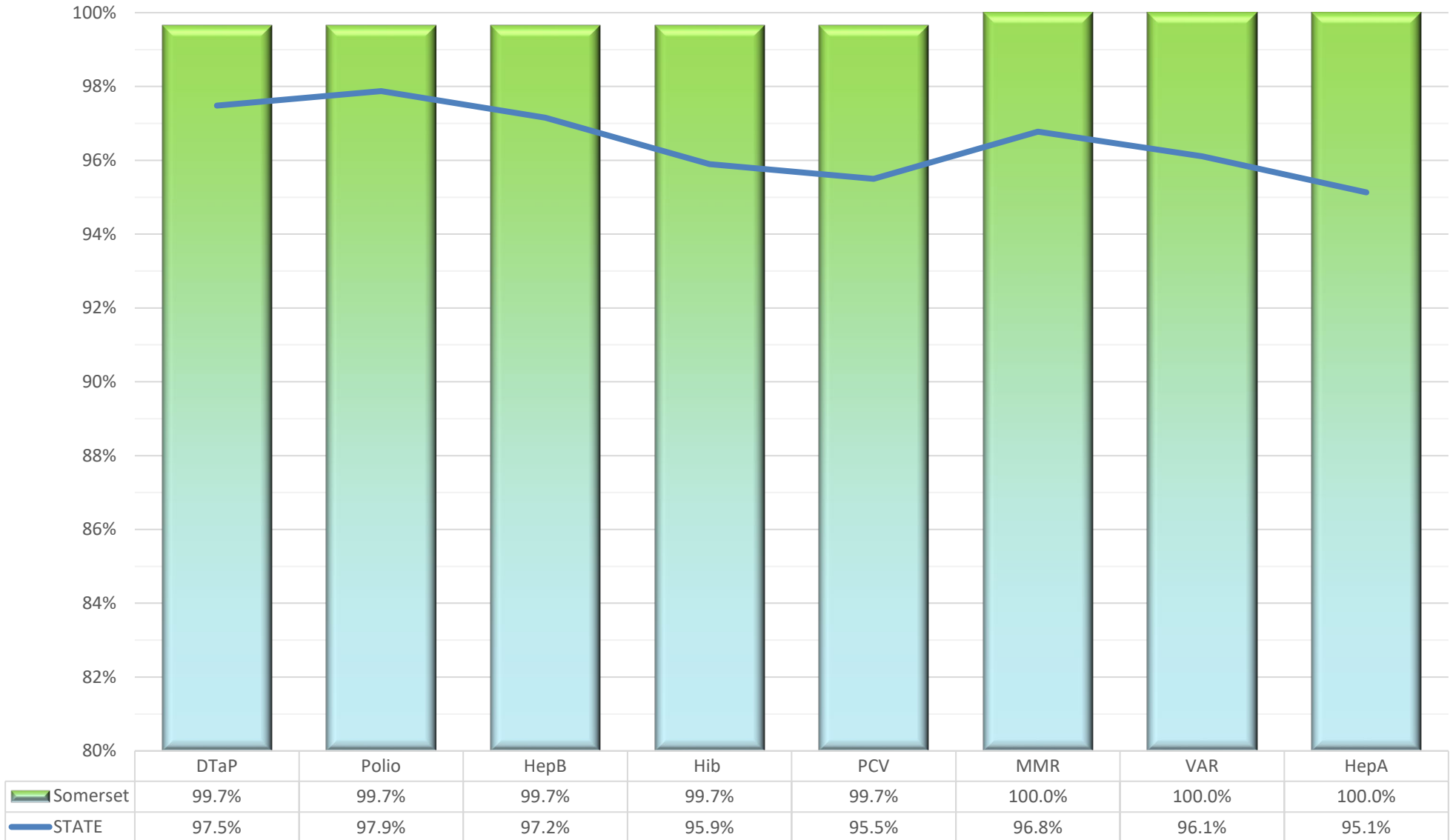
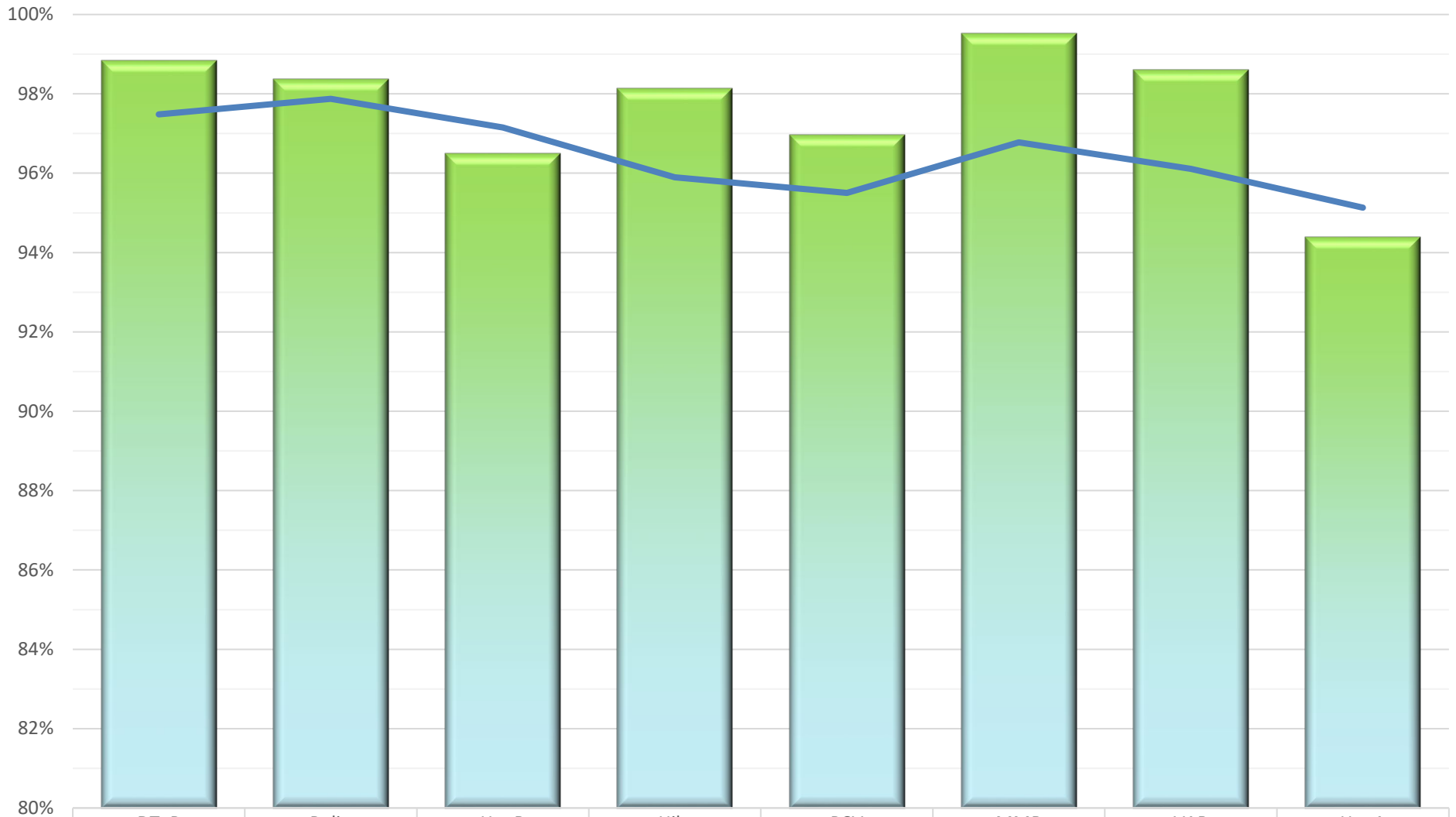


Figure 15: 2023 Child Care Immunization Rates for Waldo County

Childcare Facility Immunization Coverage Levels with Individual Vaccines - Waldo County, 2023





 Waldo	98.8%	98.4%	96.5%	98.1%	97.0%	99.5%	98.6%	94.4%
 STATE	97.5%	97.9%	97.2%	95.9%	95.5%	96.8%	96.1%	95.1%

Figure 16: 2023 Child Care Immunization Rates for Washington County

Childcare Facility Immunization Coverage Levels with Individual Vaccines - Washington County, 2023

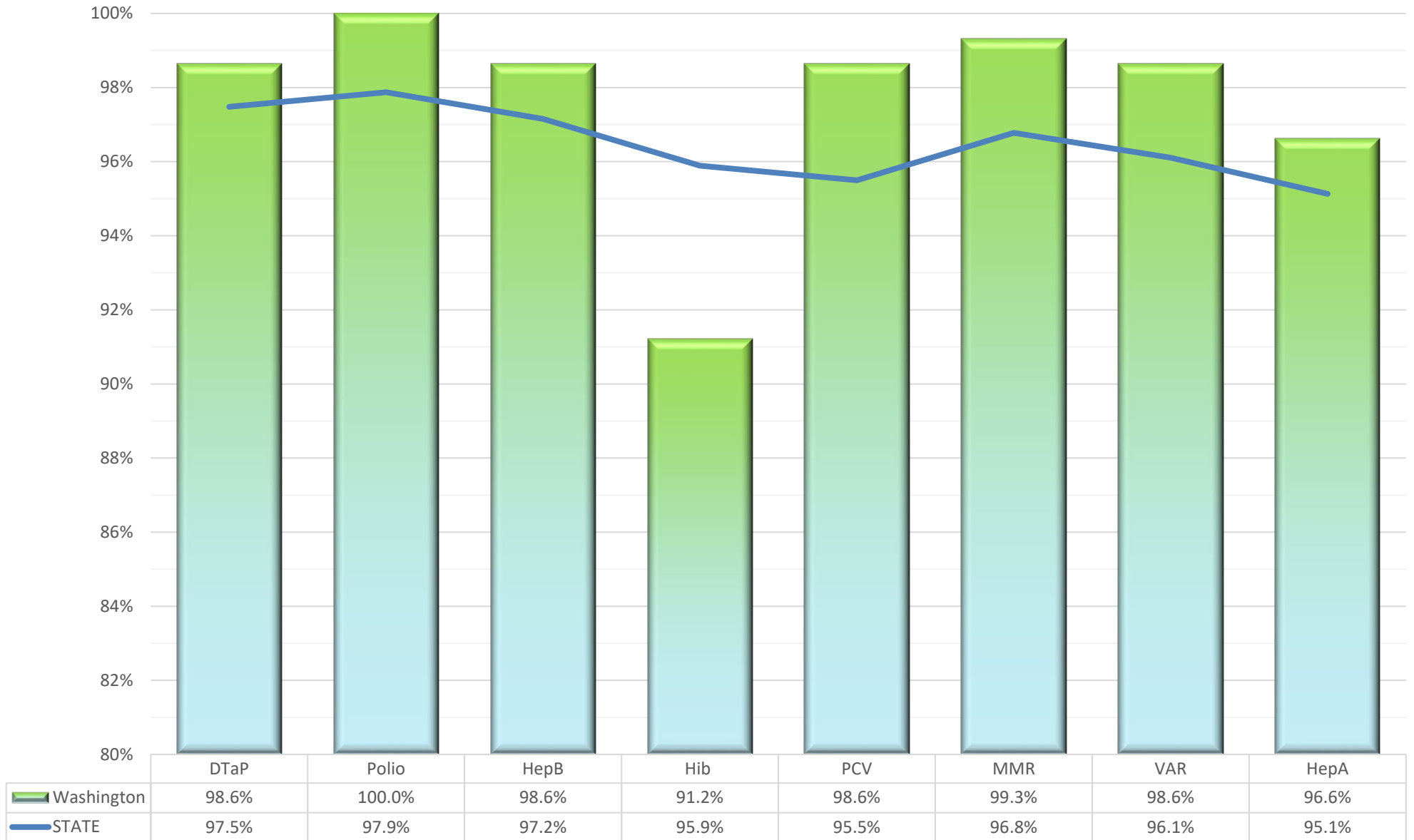


Figure 17: 2023 Child Care Immunization Rates for York County

Childcare Facility Immunization Coverage Levels with Individual Vaccines - York County, 2023

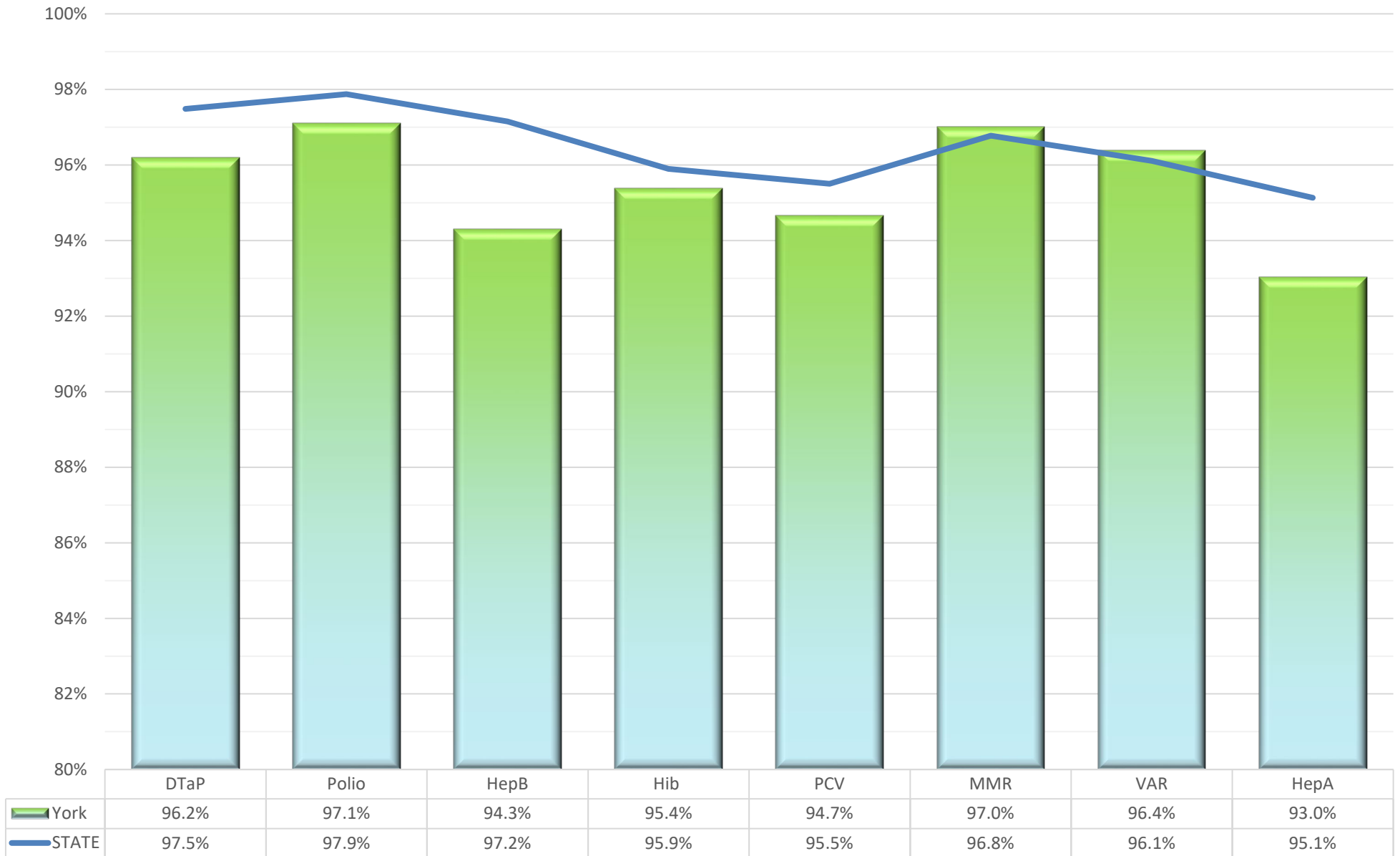


Table 2: 2023 Immunization and Exemption Rates for Child Care Employees by County

Childcare Facility Employee Immunization Coverage Levels with Individual Vaccines - State and Counties, 2023			
Counties	Total Employees	Tdap	MMR
STATE	3,245	97.4%	94.5%
STATE Medical Exemptions	3,245	0.0%	0.3%
Androscoggin	321	99.1%	95.6%
Aroostook	127	96.6%	96.6%
Cumberland	726	96.8%	93.7%
Franklin	11	100.0%	100.0%
Hancock	125	93.3%	74.3%
Kennebec	298	98.8%	98.3%
Knox	143	95.5%	93.7%
Lincoln	81	91.6%	91.6%
Oxford	41	100.0%	98.7%
Penobscot	368	98.8%	95.3%
Piscataquis	16	100.0%	100.0%
Sagadahoc	81	100.0%	100.0%
Somerset	66	100.0%	100.0%
Waldo	91	94.6%	88.0%
Washington	92	73.2%	80.5%
York	258	98.7%	95.5%

Figure 18: 2023 Immunization and Exemption Rates for Child Care Employees by County

Childcare Facility Employee Immunization Coverage Levels with Individual Vaccines - by County, 2023

